

# ***The Victoria Bustle***

***International Model A Ford***


***Victoria Association***

*Founded 1986 - Frisco, Texas*

***Model A Ford Club of America - Model A Restorers Club***

April, 2000  
Volume 15, Issue 2  
Newsletter

President & Founder: Charlie Viosca  
Editor: Tom Endy  
Printer: S & S Printers



***A Down Under Victoria***

# Model A Ford Victoria Association

## Membership Roster, April 2000

### U.S. Residents:

Anderson, Robert, Christi	1271 Gleneagle Place	Hudsonville,	MI	49426	616-667-3270
Anderson, Jerome,	924 Forest Park Rd.	Muskegon,	MI	49441	616-739-7903
Anderson, Rog,	2190 75th St. E.	Inver Grove Hts,	MN	55077	651-457-8820
Andrews, Les,	22126 Cottage Hill Dr.	Grass Valley,	CA	95949	530-268-3018
Arroyo, Mike,	9176 Tangerine St.	San Ramon,	CA	94583	510-828-4573
Augustine, Richard, Cheryl	11100 Hard Castle Rd.	Brooklyn,	MI	49230	313-242-4534
Barrett, Richard,	21 Hallmont Circle	Penfield,	NY	14526	716-377-4379
Beck, Bernie, Eula Lea	P.O. Box 790	Killeen,	TX	76540	254-699-7000
Behm, Ronald, Dawn	14250 152nd Ave.	Grand Haven,	MI	49417	616-842-2264
Bengel, Jerry, Marlys	2596 Warrego Way	Sacramento,	CA	95826	916-362-3183
Berry, Gordon, Glennys	120 N. Quidnessett Rd.	N. Kingstown,	RI	02852	401-885-1653
Bergstrom, Gerald,	3923 N. 31st	Tacoma,	WA	98407	??-756-0349
Bewley, Thomas, Donna May	16557 21st N.E.	Shoreline,	WA	98155	206-365-4956
Bidonde, Robert, Kathryn	65 Tompkins St.	East Northport,	NY	11731	516-757-1920
Bockman, Dave, Karen	15870 Ave. 309	Visalia,	CA	93292	559-732-8242
Bond, William, Katherine	1040 Old Squaw Pass	Evergreen,	CO	80439	303-670-3283
Bradsher, Floyd, Shirley	940 Charlie Monk Rd.	Hurdle Mills,	NC	27541	919-364-2655
Bratton, Walt, Antique Auto Parts	9410 Watkins Rd.	Gaithersburg,	MD	20882	301-253-1929
Brennan, Myron, Eunice	59 Cromwell Dr.	Yarmouth Port,	MA	02675	508-362-4946
Brutcher, John,	167 St. RTE. 48	Phoenix,	NY	13135	315-652-7455
Bryson, Maj. Steven, Deette	CMR 467, Box 3672	APO, AE		09096-3672	
Bullion, George, Donna	1139 Autumn Hills	Gardnerville,	NV	89410	710-782-4418
Buice, Maron, Jo Ann	2328 Loving Rd.	Morganton,	GA	30560	404-945-9261
Burgess, Lee,	10136 NE 116 Pl.	Kirkland,	WA	98033	425-821-9233
Cannon, Steve, Classic Wood Mfg	1006 N. Raleigh St.	Greensboro,	NC	27405	336-691-1344
Caporelli, Ralph,	17 Stoneham Rd.	Worcester,	MA	01604	508-752-4243
Carey, Ray, Virginia	133 Boulder Dr.	Lincolnton,	NC	28092	704-732-1849
Carrion, Al, Lenore	11240 Graton Rd.	Sebastopol,	CA	95472	707-823-2657
Cassin, Fred,	15 Park Circle Dr.	Fairport,	NY	14450	716-223-1641
Chaney, Michael, Linda	1228 Ranch Rd.	McPherson,	KS	67460	316-241-5982
Cilker, Bill, Liz	524 Vista Ridge Dr.	Milpitas,	CA	95035	408-263-0692
Clarke, Albert, Sheila	P.O. Box 2344	Wilton,	NY	12866	518-587-0092
Cognato, Frank, Ann	P.O. Box 1195	Ross,	CA	94957	415-461-5133
Coleman, John, Betty	3801 Wyoga Lake Rd.	Cuyahoga Falls,	OH	44224	216-923-6916
Coleman, Robert, Yvonne	1675 Wappoo Rd.	Charleston,	SC	29407	803-766-9471
Cooper, Paul, Joyce	438 Hwy. 371 N.	Mooreville,	MS	38857	601-842-7543
Cross, Norman, Dorothy	17690 Ravenna Ave.	Burton,	OH	44021	216-834-8514
Crum, Christopher, Karen	2406 Sandringham Rd.	Sacramento,	CA	95825	916-481-4881
Crum, Don, Bonnie	567 Vinewood Ave.	Talmadge,	OH	44278	330-633-0280
Current, Wayne,	39816 Morning Dove Pl.	Davis,	CA	95616	530-758-6757
Daut, Marshall,	5102 E. Fellers Dr.	Scottsdale,	AZ	85254	602-554-4554
Deemer, Ralph,	712 Bowling Green Ct.	Virginia Beach,	VA	23452	757-340-6818
Dinius, George, Sally	811 59th St. NW	Bradenton,	FL	34209	813-794-0502
Dresser, Robert, Peg	4932 Geraldine Ave.	Richmond Hts,	OH	44143	216-381-6918
DeCarli, Richard, Rosemarie	P.O. Box 377	Petaluma,	CA	94953	707-765-1932
Eason, Harold, Diann	680 Poppy Way	Broomfield,	CO	80020	303-465-1478
Endy, Tom,	5881 Iroquois Rd.	Westminster,	CA	92683	714-897-5861
Frazee, John, Dianne	2410 Appian Rd.	Carlsbad,	CA	92008	760-729-4865
Frazier, Buddy,	1601 Quaker Rd.	Quinton,	VA	23141	804-932-3330
Gadwa, Gary,	P.O.Box 50	Stanley,	ID	83278	208-774-3321
Gajewski, Don, Laverne	2017 Inverness Dr.	Carrollton,	TX	75007	214-242-4093
Garrison, Wayne, Bessie	431 Terrace Rd.	Lincoln,	NE	68505	402-489-1705
Gehrke, Kraig, Debbie	3090 Ezie	Clovis,	CA	93612	209-291-2051
Gill, Roger,	3301 E. 231st St.	Chicago Hts,	IL	60411	
Gosa, Dale, Lois	4146 Habana Ave.	Jacksonville,	FL	32217	904-731-0367
Greany, Ed, Robin	1742 Spring Lane	Corona,	CA	91720	909-735-4153
Greenhalgh, Jack, Delia	140 Andrew Ln.	Reno,	NV	89511	702-894-0365
Griffith, Roger,	1430 Cypress	Tracy,	CA	95376	209-836-2432

Haddon, Bob, Rachel	3050 Stilesboro Rd.	Kennesaw,	GA	30152	770-427-6055
Hammermeister, Leonard, Shirley	3116 Connecticut	Burton,	MI	48519	810-742-0719
Hanvey, Larry, Pam	7505 Step Down Cove	Austin,	TX	78731	512-345-1259
Harrington, Bill, Jeanine	72 S.E. 80th St.	Runnells,	IA	50237	515-967-2929
Harris, Charles, Marjorie	P.O. Box 562	Winnsboro,	LA	71295	318-435-5150
Harry, Bill, Millie	8175 W. Evans Dr.	Rogue River,	OR	97537	541-582-8903
Haskell, Leland,	3840 S. Garfield Ave.	Loveland,	CO	80537	970-635-0916
Hauff, Donald, Karen	4880 Roundtree Dr.	Campbell,	CA	95008	408-379-0440
Hazard, P.R.,	2862 McCloud River Ln	Ontario,	CA	91761	909-947-2682
Hays, Tom, Sunshine	10450 Carlow Ln.	La Porte,	TX	77571	281-471-3002
Heitzenrader, Albert, Roma	P.O. Box 417	Western,	NE	68464	402-433-4101
Higgs, Dale,	8 Walnut St.	Forestville,	NY	14062	716-965-4332
Hildwein, Ed, Joan	214 Hearthstone Dr.	Boise,	ID	83702	208-342-3418
Hitchcock, Rober, Marilyn	17118 E. Strack	Spring,	TX	77379	??-376-5456
Hood, David, Shirley	5053 Bidwell	Brighton,	MI	48116	810-229-7030
Hudson, Orlando, Beth	1835 S. Southpointe Dr.	Sarasota,	FL	34231	941-924-4748
Icenhower, James, Della	1 Circle Park Ct.	Manzfield,	TX	76063	817-477-2249
Icenhower, John, Jana	1613 Ryan Rd.	Sulphur Springs,	TX	75482	903-885-6748
Ierardi, Philip,	12 Roclare Ln.	St. Louis,	MO	63131	314-692-2123
Ingwersen, Doc, Darlene	7626 Fostoria St.	Downey,	CA	90241	310-928-4132
Jackson, Brian,	8700 Airport Rd.	Madison,	WI	53562	
Johnson, Arthur, Laura	9001 Skypark Dr.	Fort Smith,	AR	72903	501-478-6699
Johnson, Kenneth, Shirley	1348 Queen St.	Braham,	MN	55006	320-396-2780
Jones, Gary,	7717N 46th Dr.	Glendale,	AZ	85301	623-934-9059
Jones, Hugh,	44 Co. Rd. 320	Crane Hills,	AL	35053	256-775-2796
Jurgensen, Mary Ann,	4220 W. Sutherlin Pl.	Spokane,	WA	99208	509-327-8422
Kane, Tom, Christine	1821 Mary Ave.	Lansing,	MI	48910	
Kennison, Ken,	2390 Hwy 183A	Ponce De Leon,	FL	32455	850-892-4900
Keplinger, David, Lynda	213 Tommy Cambell Rd.	Jonesborough,	TN	37659	423-753-5672
Kissel, William, Doreen	524 Eldoro	Arlington,	TX	76006	817-274-7206
Klamm, Ron,	2106 N. Laureen	Fresno,	CA	93703	209-255-0693
Knapp, Frank, Montie	3048 Pine Needle Rd.	Augusta,	GA	30909	706-736-5238
Layton, Jones,	28 Indian Trail	Cartersville,	GA	30120	770-382-0856
Lee, John, Kay	222 Elgin	Washington,	IL	61571	309-444-9840
Lewis, Marshall,	P.O. Box 146	Empire,	CA	95319	209-523-4576
MacIntosh, Tony,	20214 Lake Canyon Dr.	Walnut,	CA	91789	626-965-1309
Mandere, Eugene, Carol	3990 Higuere	San Jose,	CA	95148	408-528-0273
Manninen, Ken, Nancy	903 Elm St.	Hancock,	MI	49930	906-482-6527
Martin, Brian, Trish	843 Church St. E.	Monmouth,	OR	97361	503-836-0026
Maurantonio, Vito,	1090 Ewa Creek Rd.	Grants Pass,	OR	97526	
McAdams, Don, Nancy	2527 Broussard	Baton Rouge,	LA	70808	??-383-7510
McCart, Victor, Charlotte	P.O. Box 198	Garden City,	KS	67846	316-275-9110
McElroy, Bill,	2649 Stewart Dr.	Rittman,	OH	44270	216-336-3443
McGeary, Jim,	25726 Oceanwood Dr.	Dana Point,	CA	92629	714-496-8561
McIntosh, Ron, Carolyn	936 Main St.	Morro Bay,	CA	93442	805-772-5000
McMullen, Bob,	2393 N. Spruce Ridge Dr.	Midland,	MI	48642	517-687-2201
Miller, Ken, Irma	40 Oakmont Ln.	Greenville,	TN	37743	423-638-4383
Miller, Roger,	9036 N.W. 37th St.	Polk City,	IA	50226	515-965-5727
Miller, Paul, Mary Martha	50 Level Rd.	Collegeville,	PA	19426	215-489-2083
Morley, Lloyd, Marjaret	4429 Francis Yonge Way	Hollywood,	SC	29449	803-556-0952
Mozingo, Glen, Cynthia	30161 Saddleridge Dr.	San Jn Capistno,	CA	92675	949-752-2255
Nanney, Jack, Reba	60 Sherry Lane	Leicester,	NC	28748	704-683-0424
Norman, Frederick, Sharon	6355 Ward Rd. Suite 200	Arvada,	CO	80004	303-424-8354
Northcraft, Martin, Zola	1340 N.E. Seavy Ave.	Corvallis,	OR	97330	503-752-1927
Novak, Gene, Patricia	12695 W.Portage Rvr S.Rd.	Oak Harbor,	OH	43449	
O'Connor, Bill,	26696 Sagitarias	San Antonio,	TX	78260	??-438-4530
O'Leary, Gregory, Kathy	1912 H St.	Eureka,	CA	95501	707-442-3213
O'Neill, Thomas,	213 Cheyenne Dr.	Vacaville,	CA	95688	707-446-9639
Ouimette, Melvin,	1320 Gilbert Stuart Rd.	Saunderstown,	RI	02874	
Overbaugh, Tom,	6061 Waterburg Rd.	Trumansburg,	NY	14886	607-387-5274
Palmer, Lewis, Laura	1218 Pyle Ave.	South Bend,	IN	46615	219-288-9633
Pam, Leslie, Ann	9185 Thrasher Ave.	Los Angeles,	CA	90069	
Pape, Marshall, Susie	790 Turner Rd.	Williamson,	GA	30292	770-228-7677
Parker, Alfred,	7521 Walnut	Hammond,	IN	46324	219-844-2293
Peace, Wm, Bernadine	P.O. Box 55	Comfort,	TX	78013	512-995-2477

Peloquin, Donald, Joan	805 Alpine Dr.	Southbridge,	MA	01550	??-764-6967
Penty, Thomas, Grace	7484 Katesbridge Court	Dublin,	OH	43017	614-889-9768
Petithomme, Bob, Celia	5403 Columbia Dr. N.	Fresno,	CA	93727	209-251-3562
Petriches, Bob, Nora	1430 Amy St.	Burton,	MI	48509	
Plaggenborg, Joop, Marlies	30 Riverview Dr.	Ashland,	MA	01721	508-881-8751
Quaranta, Vito, Ethyl	8570 S.E. 72nd	Mercer Island,	WA	98040	206-232-3000
Ramberg, Anders, Melissa	8960 168th Ave. NW	Ramsey,	MN	55303	612-441-9065
Ramsey, Walter, Donna	745 Hilltop Ave.	Kent,	WA	98031	206-852-3228
Rasmussen, Jack, Gaila	4212 S. Sunrise Pkwy	Greenbank,	WA	98253	360-331-8225
Reed, Kim,	2720 SE 17th St.	Ocala,	FL	34471	352-288-6785
Renfro, Jimmy,	P.O. Box 344	Flat Lick,	KY	40935	606-542-4542
Repnik, Kerry, Karen	Box 376	Yukon,	PA	15698	412-722-3504
Reynolds, Wm (Col.), Rebecca	1457 North 1640 East	Logan,	UT	84341	435-752-7554
Rios, John,	2303 Royal Acres Dr.	Denton,	TX	76201	940-387-1155
Robbins, David, Maureen	32 Overlook Dr.	Westfield,	MA	01085	413-562-9238
Roberts, Elmer, Betty	313 Hemlock Park Ln.	Aberdeen,	WA	98520	360-532-9300
Robinson, Brian,	3211 Dewoody Ln.	Grants Pass,	OR	97527	541-476-0003
Rogers, Dennis, Joan	13525 Walnut St.	Bath,	MI	48808	517-659-3175
Rogers, M. Jerry, Emily	2036 Clarksdale	Dallas,	TX	75228	214-321-5698
Ross, Don, Irene	544 East Ave. J-1	Lancaster,	CA	93535	805-942-6924
Rothery, Fred, Delight	495 Mountain Rd.	Wilbraham,	MA	01095	413-596-6067
Russell, Ray, Rudell	11501 FM 1467E	Blanket,	TX	76432	817-842-5591
Ryan, Steven, Sue	4950 Briarwood Dr.	Macungie,	PA	18062	215-398-8423
Sapp, Walter, Carol	19840 Coshocton Rd.	Mt. Vernon,	OH	43050	614-397-9791
Schoelen, James, Elizabeth	2014 Beech St.	Fernandina Bch,	FL	32034	904-261-0854
Schultz, Russell,	1834 Calavaras Dr.	El Dorado Hills,	CA	95762	916-933-9657
Schwartz, Thomas, Joyce	1726 Beckley Dr.	New Cumberland,	PA	17070	717-774-4565
Schwebke, Vern,	9330 Kahlua Way	Spring Valley,	CA	91977	619-697-6945
Seay, Speedy, Jill	2413 Millwood Rd.	Virginia Beach,	VA	23454	757-481-6394
Secker, Fred, Betty	6628 Velasco	Dallas,	TX	75214	214-827-2132
Severson, Dale, Doris	P.O. Box 44	Dallas,	WI	54733	715-837-1268
Shebley, George,	P.O. Box 1099	Redmond,	OR	97756	541-923-6762
Sidebottom, Kay, Al	2860 Riverside Dr.	Trenton,	MI	48183	734-671-8572
Simmons, Jack, Joyce	7321 Nada St.	Downey,	CA	90242	562-928-7422
Slack, Glenn, Shirley	290 Amanda Court	Oregon City,	OR	97045	503-723-7775
Smith, Ernie, Wilma	8745 Greenwood	Munster,	IN	46321	219-838-9048
Smith, Walter, Juanita	5785 S. County Rd. A	Superior,	WI	54880	715-399-8440
Sperr, Carol,	4074 Ibex NE	Salem,	OR	97305	503-393-7185
Stebbins, Vaughn,	P.O. Box 77	Sabinsville,	PA	16943	814-628-5021
Steed, Paul, Diane	18081 Hallsworth Circle	Villa Park,	CA	92667	714-289-0931
Stewart, Jackie, Nina	12811 El Dorado Dr.	Universal City,	TX	78148	210-659-0253
Sunstrom, Alan,	1546 Pitney Lane	Upper Lake,	CA	95485	707-275-2298
Sutch, James,	11104 Cherokee Dr.	Madeira,	FL	33708	727-394-2724
Swacina, D.C., Henrietta	1109 Henryetta St.	Springdale,	AR	72762	501-756-3576
Taylor, Gene, Mazelle	26561 Martin Branch Rd.	Madison,	AL	35756	205-232-9000
Taylor, Winfred,	5204 Simmons Rd.	Lumberton,	NC	28358	910-739-7350
Ulmer, Bill, Katie	1838 Poston Dr.	Panama City,	FL	32404	
Underwood, Bill, Nancy	3906 Ivory Ave.	Signal Mountain,	TN	37377	??-886-4476
Utsch, Richard, Marie	5521 Ridge Road	Slatington,	PA	18080	
Vagasky, Don,	10795 E. Pantano Tr.	Tucson,	AZ	85730	520-731-0976
Vancil, Ed,	3812 W. J15	Lancaster,	CA	93536	805-722-7176
Viosca, Charlie, Felicia	11084 Windjammer	Frisco,	TX	75034	972-625-2922
Wagner, Dr. William, Anne	408 W. Goodwin Ave.	Victoria,	TX	77901	512-572-0924
Webb, Bill, Ginny	1522 N. Allen Ave.	Glendale,	CA	91201	818-247-1990
Webb, Jeff, Mary	3853 Myrtle Ave.	Long Beach,	CA	90807	562-427-5793
Wilgus, David, Christine	P.O. Box 763	Hebron,	IN	46341	219-477-4089
Winston, Kenneth,	247 Factory Mill Road	Bumpass,	VA	23024	
Worms, Roland, Barbara	104 Elm St.	Morton,	IL	61550	309-699-4397
Young, Frank, Joan	962 S. Bundy Dr.	Los Angeles,	CA	90049	213-207-0653
Young, Tim,	962 S. Bundy Dr.	Los Angeles,	CA	90049	213-207-0653
Zappone, Marceen,	N 1706 Zappone Pl.	Spokane,	WA	99207	509-535-3938
Zengel, John,	90 Plymouth Dr. N.	Glen Head,	NY	11545	516-674-3663
Ziegler, David,	310 Jamboree	Manchester,	MO	63021	314-394-7131
Zetterberg, Bob,	P.O. Box 3580	Arnold,	CA	95223	209-795-39729


## Foreign Residents:

Bashford, Paul,  
Bicknell, Justin, Brenda  
Chaikoff, Richard, Joan  
Gough, Sid, Audrey  
Hessels, Everett, Cheryl  
Koudys, Ted,  
Laird, Bob, Anne  
Lunney, Edmund,  
Morse, Richard,  
Robinson, Warren, Helen  
Rodriguez-Uriarte, Juan, Beatriz  
Watson, Keith, Margaret  
Thomason, Derek, Judy

7 Andergrove Rd. Mackay 4740 Queensland,  
78 Albert St.  
3 Hallfield Rd.  
Box 25  
P.O. Box 181  
4681 Lincoln Ave.  
481 Scotchmere Ct.  
R.R. #6  
6 Conway St.  
1717 Evergreen Hill S.W.  
AvDeLos Constyentes 224  
92 Nigel Road  
R.D.I., Richmond

Palmerston North,  
Etobicoke, Ontario  
Irricana, Alberta,  
Blyth, Ontario,  
Beamsville, ON  
Waterloo, Ontario  
Renfrew, Ontario  
Levin,  
Calgary,  
8000 Bahia Blanca  
Browns Bay, Auckland 1310,  
Nelson,

Australia		
New Zealand		06-355-770733
Canada M9B 5W5		416-621-6644
Canada TOM-1B0		403-935-4216
Canada NOM-1HO		519-523-4337
Canada LOR-1B3		905-563-4364
Canada N2K 3E5		519-725-8636
Canada K7V 3Z9		
New Zealand		
Alberta T2Y 3B6		403-201-3135
Argentina		54-091-537901
1310, New Zealand		6409-4782899
New Zealand		054403-5447826



**Victoria owned by new member Gary Jones of Glendale, AZ**

## ***A Dandy Light Switch!***

by John Lee

### **An excellent reproduction**

In several of the Victoria Association publications I have noticed some wanted advertisements for an original dome light switch. There is a company that is now producing a very excellent new reproduction switch. They look exactly like the genuine article. Bratton's Antique Auto is now stocking them. The item will be listed in his new 2000 catalog that will be out in April, 2000. However, he has the stock on hand now and can be currently ordered. ☺

### **Editor's note:**

John Lee lives in Washington, IL.

## ***What the Heck!***

by Bernie Beck

### **Why didn't Henry think of this?**

Buy a 24" heavy duty starter cable. Disconnect the ground cable from the battery's positive post. Install your new cable to this post and run it forward under the floorboard and connect it to one of the starter bolts that bolts the starter to the engine. See the difference in the starter operation. This idea is from one of the members of the Blue Bonnet Model A club. ☺

### **Editor's Note!**

Bernie Beck lives in Killeen, TX

### **Charlie Says:**

For original Model A wiring this is fine, however, for those of you who have converted to a negative ground be sure to connect the negative post of your battery to the starter bolt.

### **Editor's Note:**

If you are satisfied with Henry's design and want to improve the starter operation, remove the battery and the ground cable from where it bolts to the frame. Take a small grinding disk and attach it to a drill motor and grind away all the paint, primer and 70 years of rust accumulated around the bolt hole in the frame. Grind it until it is bright shiny metal. Do the same to the cable tab. Smear a little grease on the tab and the frame and bolt it back together. You will be surprised at how well the starter turns the motor over. Waving a piece of emery paper over the frame area just doesn't do the job.

## ***A Down Under Report!***

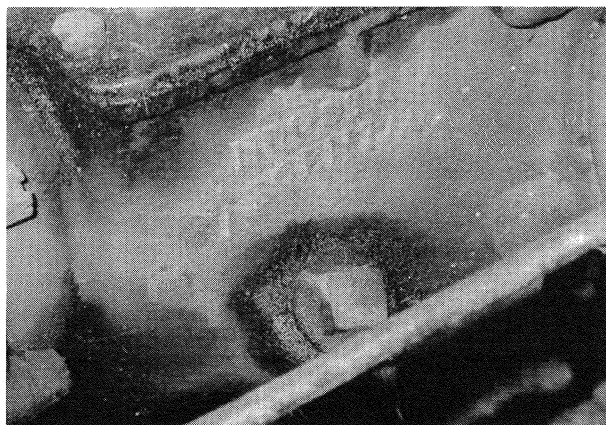
by Justin Bicknell

### **New Zealand**


We now have five Victoria's in New Zealand. The latest one to hit the road is owned by Joe Scott. It was located and purchased in Australia, although it was originally a LHD from California. Richard Morse has his painted (black) and it looks superb. He owns a body and paint shop and is an ace painter. His Victoria came to NZ from Bob Anderson, Grand Rapids, Michigan. Mine was obtained from Argentina and is currently in 1001 pieces with all the woodwork removed. I am slowly working my way through it piece by piece. The transmission is an obvious replacement made in Argentina. The body number is stamped into the floor sill under the driver's seat (RHD). There was no body tag on the firewall. ☺

### **Editor's Note:**

Justin Bicknell's Victoria is featured on the cover.



**Argentina transmission**



**Body number stamped into floor sill**



## **Charlie Says!**

By Charlie Viosca

### **The Kansas City National (July 10-15)**

The Victoria Association will be holding a meeting during the week of the MAFCA National and all members who plan to go are encouraged to attend. It is scheduled for Friday, July 14 at 11 A.M.

### **Whisper a bid**

Association member Don Gajewski donated some Victoria items for the Victoria Association to sell and put the money in the treasury. The items are: One passenger side seat frame. It is the part you attach to the wooden bottom. It is all there (no springs) and has mild rust. It should make a great seat back when restored. Two right front bumper arms. Both are in very good shape. Unfortunately there was not a pair, just two right's. One 6v starter field coil set (he converted his starter to 12 volts). Anyone who is interested send me a written bid for each item. I will close the bidding on May 15th. At that time I will write the winning bidder(s) and ask for the money and ship the items. Always remember to make the checks out to the Victoria Association and not to me.

### **e-mail.com**

The Victoria Association would like to begin an e-mail address list of it's members who are on line. Please send your e-mail address to our treasurer John Icenhower. his address is [johnike@koyote.com](mailto:johnike@koyote.com). I am pleased to announce that I am also on line and my address is [cjviosca@aol.com](mailto:cjviosca@aol.com). Our editor Tom Endy is also on line and his address is [tendy53@earthlink.net](mailto:tendy53@earthlink.net).

### **Don Vagasky**

Don has now completed his relocation to Tucson, AZ. Members wanting to buy Don's products can now contact him at the address and phone number listed in the roster. His e-mail address is [aandtman@aol.com](mailto:aandtman@aol.com).

### **Patches**

One of our members, Roger Gill, has volunteered to look into obtaining new Victoria Association patches for the club. I will keep all of you advised on his progress.

### **Victoria body tags**


The body tags are a popular item and the association is receiving several new orders every month. We still have plenty in stock and when I see that they are diminishing I will advise the membership. So, do not worry, just send the two checks and the number you want stamped on the tag. If you do not know the number you need, maybe I can help you if you let me know. When you get a new number for your Victoria (if you have none listed in our list of members numbers) please advise Bob Bidonde, 65 Tomkins St., East Northport, NY 11731-1043. Bob is the person who produces and up-dates the list for us.

### **How many holes?**

Speedy Seay of Virginia Beach, FL wrote and asked if the Victoria body has three bolt holes used to attach the body to the frame in the area of the wheel well just below the bottom edge of the indent for the shock arms. They are 3/8" holes 5" apart. His Victoria has these holes. I told him that I did not have them on my Victoria and I would like to know if any of you members have these holes in your cars. I do not think it is common on all Victoria's. Please let me know if any of you do have these holes. ☺

## **On The Cover!**

Justin Bicknell of New Zealand submitted this photo of his Victoria. He found the photo under the back seat when it arrived from Argentina. He suspects the photo was taken in the 1950's or 1960's. Note the sun visor. Below is a companion photo also found under the back seat. The license plate number matched the car's registration papers. ☺



# ***Tiny Transmission Tips!***

by Tom Endy

## **The Model A Ford transmission**

There is not a whole lot of complication to the Model A transmission. After you have done a bunch of them it gets pretty easy. But every once in a while one of them will throw you a curve that wants to ruin your day. The following are some things to look out for.

### **Oil baffles**

There are two different diameters of oil baffles, both for the front and rear ball bearings. The early transmission cases have a machined boss for a bearing stop. The later ones use a snap ring instead. The oil baffle used with the machined boss is smaller in diameter than the ones used with the snap rings. Your favorite Model A parts store only stocks the larger ones. If you try to install these in an early transmission case, everything will be bound up when you torque down the front and rear bearing retainers. All is not lost though, you can easily turn down the larger baffles to fit by chucking them up in your drill press with some threaded stock and some flat washers. Use a flat file and in a short while they can be sized to fit. See the Ford Service Bulletins, September 1929, page 378 for more information.

### **Oil baffle orientation**

When you install the front and rear oil baffles make sure you orient them correctly before pressing the bearings on. With the bearing installed there should be about a sixteenth of an inch gap between the baffle and the outside diameter of the bearing. If you install them backwards they will be butted up tight against the bearing and will make noise and grind themselves to powder during operation.

### **Pilot shaft clearance**

I recently encountered a situation where the end of the main shaft did not have sufficient clearance inside the pilot shaft. This occurred when I replaced a defective pilot shaft with a serviceable used one. If you look down inside the pilot shaft (where the small roller bearing installs) you will notice that the shaft is drilled out some distance past where the end of the roller bearing stops. This is to allow clearance for the end of the main shaft. Apparently this clearance is not considered critical as long as it allows sufficient space for the end of the main shaft. The used pilot shaft I tried to install was not drilled deep enough and it bound up against

the end of the main shaft. It all probably has to do with the tolerances of both shafts, and where they were both made. If you get the wrong combination it can bind up on you.

### **Roller bearing orientation**

There are three roller bearings in the transmission assembly. All three are the same diameter, but there is a difference in the length. Two are "short", and one is "long". The correct orientation is that a short one installs in the pilot shaft, the other short one installs in the front end of the cluster gear, and the long one installs in the aft end of the cluster gear. There is a spacer that installs between the long and short bearing in the cluster gear. Some folks believe it is a good idea to install another long roller bearing inside the cluster gear in place of the spacer since they are the same length. I do not subscribe to this. I use the spacer like Henry wanted and it works fine. I have seen a number of transmissions where the short and long roller bearings were reversed inside the cluster gear. It seemed to work without any detriment, but I think it best to install them correctly. It is also possible to incorrectly install a long roller bearing in the pilot shaft. Believe it or not, it can be done. A fellow drove a Model A into the shop complaining it was extremely hard to shift, made a lot of noise and leaked oil all over the place. When I disassembled the transmission I found a long roller bearing incorrectly installed in the pilot shaft. The unknown mechanic must have discovered he could not fit the front bearing retainer on since the pilot shaft stuck out too far. To compensate he removed the "key ring" spacer from the front end of the main shaft to provide more room. He was able to almost seat the front bearing retainer, but not quite. The end result was that the long roller bearing was jammed between the pilot shaft and the main shaft, not allowing them to rotate independently when in other than high gear. This caused the hard shifting and noise, and since the front bearing retainer was not fully seated it leaked oil. The incorrect long roller bearing was also torn up.

### **Key ring spacer**

On the later transmission main shafts there is a spacer that looks like a key ring that fits over the front end of the main shaft and butts up against the back end of the roller bearing race. The shaft is machined in a curve to accept the curved shape of the key ring spacer. The early shafts did not use a

key ring spacer, they had a flat spacer machined at the end of the bearing race. When installing a main shaft, first determine which you have. If it is the later one, be sure to install the key ring spacer. Without the spacer the front roller bearing will move back and forth inside the pilot shaft and eventually fail.

### **O-rings**

It is common for oil to leak out the rear of the transmission from around the ends of the cluster and reverse idler shafts. A number of years ago someone came up with the idea of grinding a groove in each shaft at the ends just inside the case and installing rubber O-rings. This was a great fix as long as you had access to a lathe, a grinding fixture, and knew where to get the O-rings and what size. However, today you can buy both shafts with the O-ring mod installed from Bratton's Antique Auto. Walt Bratton provides this mod on all the shafts he sells, and he didn't even raise the price from the standard shafts. This is a worthwhile modification.

### **Pilot shaft bearing grabber**

Another modification that is worthwhile is a replacement for the "C" shaped retainer that holds the front ball bearing in place on the pilot shaft. The original retainer was not one of Henry's better ideas. When they are taken on and off the shaft a number of times they tend to lose their shape. Bratton's Antique Auto also supplies the mod for that. It is a spacer and snap ring that directly replaces Henry's "C" shaped retainer. The cost is minimal and it is in the catalog.

### **Sealed ball bearings**

Today you can buy the front and rear ball bearings with neoprene oil seals installed. It is best to remove the seal from one side of the bearing and install this side facing the inside of the transmission. With the one seal removed oil will be able to reach the bearing and keep it lubricated. The remaining seal on the outside of the bearing will prevent oil from leaking through the bearings and all over your garage floor.

### **Ball bearing cost**

Your favorite Model A store may carry two grades of front and rear ball bearings. One is touted as U.S. Made, the other foreign made. The U.S. made are twice the price of the foreign made. For what it is worth to anyone, I have lost count of the number of transmissions I have overhauled in the last few years, all with the lower cost bearing. I have yet to have one fail. When I order them,

sometimes I find they are made in China, other times they are made in Russia. They appear to be very good quality. A friend of mine thought it best to order the premium U.S. made throw-out bearing. When it arrived it said it was made in Mexico. Several months later it failed.

### **A matched set**

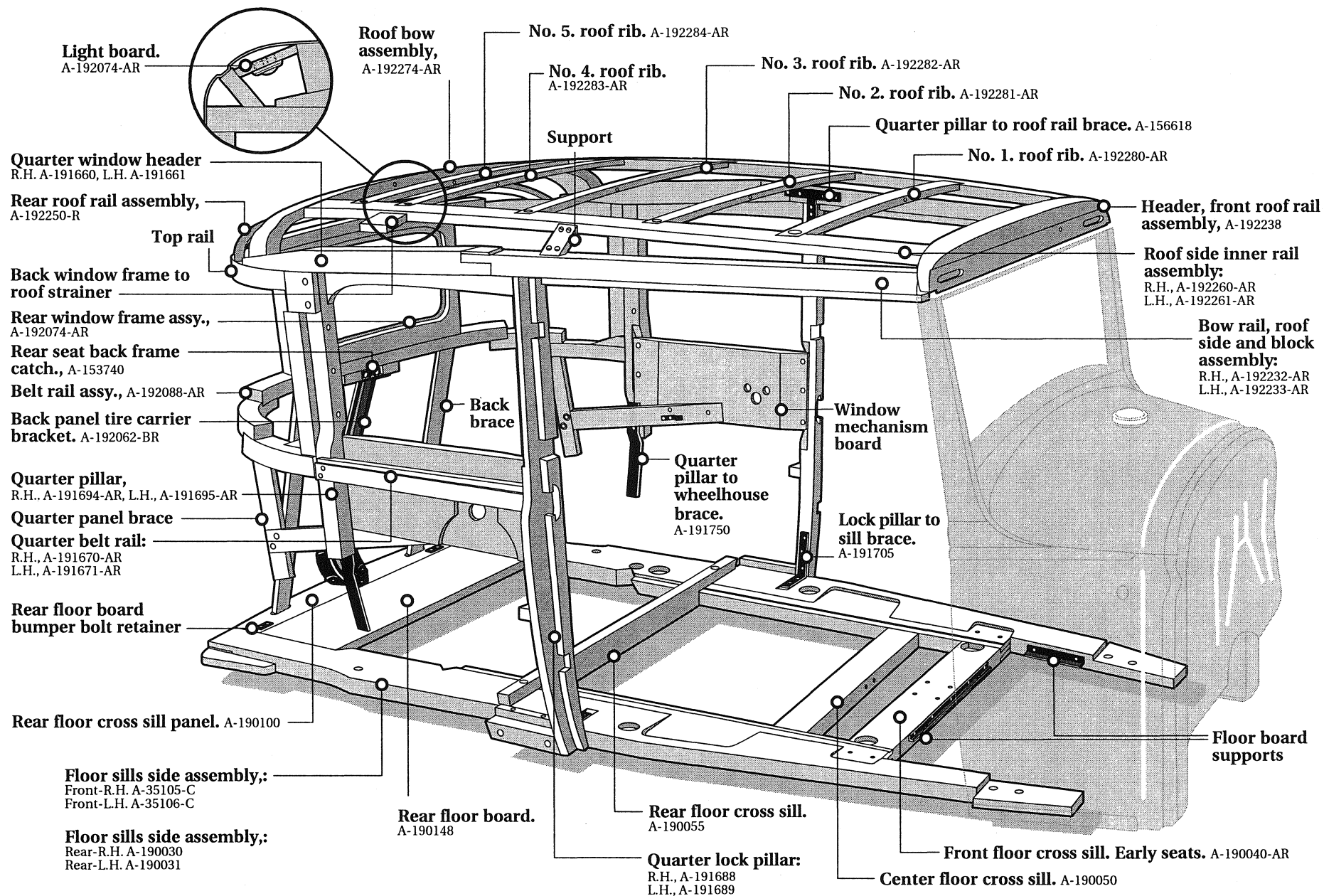
One of the Ford Service Bulletins talks about the need to always replace the main shaft and both slider gears as a matched set. The reason stated is that the set is hand selected for a close tolerance of the shaft to the sliders. That was probably a great way to sell a lot of parts back in Henry's day, but today the only matching you will get if you order all three parts is when the kid working in the stock room grabs the three parts off the shelf and puts them in a box together. The service bulletin states that the close tolerance is needed to keep from popping out of gear. I personally don't buy it. It would have to be way out of tolerance to cause that affect. There are several other factors that can cause a transmission to pop out of gear, main shaft and slider gear matching I don't believe is one of them. I have successfully replaced numerous slider gears in transmissions with used ones I found at swap meets. I would much rather install good serviceable original gears than some of the repros on the market. The price is also better.

### **Rear Bearing retainer**

There were a number of styles of rear bearing retainers manufactured. All of them will fit any year transmission. However they fall into only two categories that can give you grief. Before installing a rear retainer, determine which U-joint housing assembly will be used with the installation. The early ones have the six mounting bolt holes off set, the later ones are symmetrical. Don't wait until you have the rear end installed to discover the U-joint housing won't match up with the rear bearing retainer installed on the transmission.

### **A fix-it holder**

A simple transmission holding fixture can be made from items obtained from a hardware store at minimal cost. Obtain a 3/4" galvanized pipe nipple four inches long, and a galvanized floor mounting flange it will screw into. Mount the flange to a ten inch length of wooden 2X8 with four 1/4" lag bolts. Screw the transmission case onto the nipple at the drain hole threads. It makes for a sturdy work platform, and provides a convenient way to store a spare transmission. ☺





## Classified Ad's!

### FOR SALE:

**new sheet metal door opening headers.**

Leatherback door opening header (the piece with the tabs and fingers) \$68.50 plus 10% postage.

Steelback door opening header strip (the piece that goes just under the drip rail). \$28.50 plus 10% postage. Don Vargasky 520-731-0976 after 6PM 10795 E. Pantano Trail, Tucson, AZ 85730

### FOR SALE:

**Victoria Leatherback wood kit (complete).** \$800. plus freight. Bob Anderson 1271 Gleneagle Pl. Hudsonville, MI 49426 616-667-3270 E-mail [anderford@juno.com](mailto:anderford@juno.com)

### FOR SALE:


**Victoria parts for sale.** Jim Renfro, P.O. Box 344, Flat Lick, KY 40935 606-542-5226

### WANTED:

**Want to buy Victoria.** (somewhere in the \$14,000. range). Curtis Peterson 1407 College St. Alexander City, AL

### WANTED:

**For Victoria.** LH driver's side (US) front door window molding. LH driver's side (US) window riser mechanism or internals. Dome light switch cover. Two window winder handles. Two outside door handles. Late seat adjuster handle and floor plate. Justin Bicknell, 78 Albert St. Palmston North, New Zealand. [hiwinuischool@xtra.co.nz](mailto:hiwinuischool@xtra.co.nz)



## An Original!


by Kenneth Johnson

### A new member

My Victoria is an early one with the gas shut off valve under the dash. The body number is 836, and I believe it is a Briggs. The current engine number is A4045?15, which I believe is incorrect. The title shows the VIN number as A2762983 and is recorded as a 1930 Tudor Sedan. The radiator shell is the 1931 style. The car is a Leatherback, and I believe the car is in original condition except for some brake work and a new radiator. I have owned the car for about two years. During that time I have replaced the leatherback top, a head gasket and installed new tires. The upholstery is all there and is showing signs of aging, including some mouse holes, which gives it character. The body is painted black with sand colored wheels. There were no indications that window shades had ever been installed. I installed a rear window shade. The car runs and drives very well and gets a lot of attention wherever we go. I am very proud of it. ☺

### Editor's Note:

If Ken's car is truly a Briggs, it is the first Briggs Victoria to be documented. All Victoria's currently known to the Association are Murrays. Kenneth Johnson lives in Braham, MN



Ken's original Victoria

## Anders Ramberg!

Included in this publication is another Victoria drawing by Anders Ramberg. The Association wishes to thank Anders for his contribution of Victoria drawings that have appeared in the newsletters. Anders has requested he be notified if any discrepancies are found. ☺


# First Class Mail



11084 Windhammer  
Frisco, Texas 75034



*International Model A Ford  
Victoria Association*



The International Model A Ford Victoria Association is a body style chapter of the Model A Ford Club of America and a region of the Model A Restorers Club. The association was founded in 1986 at Frisco, Texas by Charlie Viosca. The purpose of the association is to aid the membership in the authentic restoration of the Model A Ford A-190 Victoria body style. To achieve the purpose this periodic newsletter is published for the association membership. The intent is to furnish accurate and complete information concerning the Model A Ford Victoria body style. Permission to reprint or quote from this publication is expressly given provided acknowledgement and credit is given to the author and to the publication.