

The Victoria Bustle

International Model A Ford

Victoria Association

Founded 1986

Model A Ford Club of America – Model A Restorers Club

January 2024

Volume 40, Issue 1

President:

Bill Cilker Jr.

wcilkerjr@comcast.net

Treasurer:

John Hooper

j_c_hooper@yahoo.com

Membership:

Ed Greany

crest25@verizon.net

Secretary:

Vern Schwebke

vern190a@cox.net

Technical Director:

Chuck Christensen

chuckret95@gmail.com

Editor:

Dean Larson

bumppo72@comcast.net

Founder & Past President:

Charlie Viosca



“1931 Victoria Leatherback for sale. Some assembly required!”

President's Message

“Happy New Year” Victoria Association members. I hope that everyone had a fantastic holiday season, I know that I did. My wife, Liz, and I flew to Oregon to spend time with our daughter and her family in mid-December. This past fall, I was able to get my original, unrestored Victoria out of storage and show it at 2 events. It was nice to drive it for a change. I have not driven it very much lately and it did not seem to be running as well as it should. I found that the timing was off, and the points had closed up. I thought that I had it in perfect tune for the 2018 MAFCA meet in Reno, where I showed it, but I guess not. It is running much better now.



If you have any Victoria questions, please email Chuck Christensen or me (see front page for email addresses).

The Victoria Bustle needs articles on the Victoria. Please, consider writing an article about you and your Victoria, a trip you took in your Victoria or how you did a repair to your Victoria. This is your Association and Dean (Editor) needs your articles for the Bustle and the members.

Renewals

I would like to thank everyone who has renewed for 2024. I would like to encourage everyone else to Please be sure to send in your 2024 renewal before January 31, 2024, so that your name will be included in the April issue of the Bustle. (New members who joined after July do not need to renew until Jan 2025.)

Also, I would like to encourage anyone that is not a member of either or both MARC or MAFCA to join one.

Victoria Supplement to the Restoration Guidelines

I have finally finished writing and editing the Victoria Supplement. It has been a 3+ year project and is 20 pages. It is now going to the MARC / MAFCA publication committee for review. After it is reviewed there, the Supplement will be published with the next update to the Restoration Guidelines.

I am still looking for Victorias with original interiors or even parts of the original interior.

2024 MAFCA National Meet at Ruidoso, New Mexico – June 23 to 29

I have scheduled a Victoria Association gathering at the meet on Friday, June 28 at 3:00 pm. If you are at the meet, do not miss meeting with other Victoria owners. I will be hosting the gathering and will ask everyone to introduce themselves and tell us about their Victoria.

2024 MARC National Meet at Asheville, North Carolina – July 15 to 18

I would like to also have a Victoria Association meeting at the 2024 MARC National. I need someone to lead the meeting, because I will not be there. I need a volunteer by the end of January, to have time to get it set up. Please email me (wcilkerjr@comcast.net) if you are willing to host the meeting.

Victoria Facts – The first 26 Victoria bodies were built by Murray in October of 1930. The Victoria was introduced to the public in early November and 6447 Victorias were assembled in 1930.

A Message from The Bustle Editor, Dean Larson

Judy Burell receives the 2023 MAFCA Service Award

I want to congratulate Judy Burell for being recognized by MAFCA as one of the Service Award recipients for 2023! Judy has been a MAFCA member for about 17 years and a member of our club for 15 years. She served as our Membership Director and was instrumental in organizing and maintaining our membership roster of over 200 US members and an additional two dozen international members. As our Treasurer for many years, she brought a high level of professionalism to the job and established excellent reporting and record keeping systems and procedures. Judy has also served as Treasurer for the Model A and Model T clubs she and her husband belong. Congratulations on this much deserved award.



The picture on the cover of the Bustle, was taken at Hershey. I suspect that a number of our members' cars may have started out like this! Certainly not a project for the faint of heart.

I hope all of our members will consider receiving their bustle via email in the future. You can request the electronic version by letting us know via your renewal post card response this year. As of this writing we have requests for 48 emailed copies.

I recently read an announcement from Jim Zimmer, Director of Regions of MARC. Jim wrote that MARC was disappointed to announce that effective 12/31/2023 the Board has voted to discontinue the "Spark Plug" program. The program provided 50% off of the first 12 months membership dues for new members in any Region, who are not MARC members.

Jim Jimmer wrote that unfortunately, the number of new members signed up for this program did not justify its' continuation. Jim reads many of the MARC region newsletters' each month and sees that most regions have welcomed a number of new members this year, many more new members than were signed up for the "Spark Plug" program.

To keep our hobby thriving, we all need to introduce people to our hobby and recommend they become members.

A Reminder from our Membership Chairman, Ed Greany

2024 renewals were mailed out. Many have already been returned. Thank you. As always, let us know if you have a change of address or email address. This will help the Editor get you your newsletter without delay.

How I found my Model A Ford Victoria

I hope that this can become a recurring section of the Bustle.

The Purchase of Our Victoria
By Dave Schwind (New Member)

My wife, Elizabeth, and I met while we were both on active duty in the Navy. Four children and twenty-three years later, I retired from the Navy in 2021. We settled in southeastern Virginia where I am a contractor for the government and my wife is a Realtor. In addition to my career in the Navy, I've written several books on military history topics.

My journey with Model As began in 2007 when I bought my first car, a 1929 Phaeton. We loved the car and it was great to drive. I also later purchased a 1929 Fordor and did a cosmetic restoration to get it back in shape. We moved cross country in 2011 and at the time, I felt it was best to sell the two cars. Fast forward to my retirement from the Navy and I decided to "gift" myself with another Model A, this time an April 1928 Canadian-made, Australian-assembled, Phaeton that was originally sold in Perth in October 1928. As a historian, I was able to track down owners of the car back to 1960, and have been able to assemble a timeline of the car's travels in Australia and Africa over the decades.

While I love my Phaeton, it's too cold to drive it for a good part of the year (the windchill is rough!) and after having the privilege of judging at the last MARC National Meet and seeing some of the 1930-1931 hard top Model As up close, I decided I'd add one to my garage at some point. I wasn't really expecting to add one as quickly as I did however! I was browsing eBay and ran across a listing for my future Victoria. The price was excellent, even if the photos and description left a lot to be desired. I took a gamble, bought the car and after a 2,400-mile trip to Wisconsin and back, was the proud new owner!


The Victoria was unfortunately not perfect when I bought it, but I've put a lot of time and effort into bringing it as close to as originally built as possible. There are still some things I need to work out on it, but can do those over time. I appreciate the opportunity to be part of the community and look forward to learning as much as possible!

How I Found My Victoria

By Ed Greeney

I was driving down a main boulevard in Corona, CA that had a sound wall along the sidewalk on one side of the road. A man was sitting on the curb behind a beautiful Model A. Something just didn't look right to me and I was a long-time A lover.

I made a U-turn and asked if he was okay or needed anything. He replied he is just too old and cannot get his legs in or out of the door or drive the car anymore. Wow! After seeing the owner's car, I returned home. I ended up buying that very Model A Vicky. I still have it.



Ed Greeney's Leatherback Limo

Technical Talk with Chuck Christensen


Jeff Newman sent in a request concerning restoration materials. Jeff wants to know where he can buy a top kit and an interior for his Victoria Leatherback. One vendor that still can provide these materials is Classtique Upholstery on 30350 Akerson Street, Lindstrom MN. 55045. It seems they acquired patterns and materials from what was LeBaron Bonney and Cartouche. A post on the Ford Barn website noted that Classique can also provide materials if a restorer has an interior shop that can stitch up an interior.

Their website has an order page that shows prices for top material, interior and carpets. It's interesting that they list a top kit in black!

If any of the members have a recommendation, contact Jeff at 480-225-6144 or jeffnewman1@gmail.com.

Another inquiry was received from David Glad in Bellingham, Washington seeking information concerning his project of mounting an early flat firewall, steelback Victoria body on an early 1930 Coupe frame. He was able to determine the proper location of the A-5076 brackets for body bolt number 6 from the Victoria Book but he couldn't find any information about relocating the A-5075 front body bolts 2 and 3 on the cowl. He did some measuring and figured that he needed to move the bracket to the rear 2-1/2 inches. I checked Steve Plucker's article The Evolution of the Model A Ford Frame Assembly and found the bracket was moved to the rear 2-3/8 inches to accommodate the introduction of the 160-A and B in September 1930.

Another question he had concerned what is called "Reinforcement (floor cross sill rear to panel). David should check on page 53 in The Victoria Book. His body did not have anything like that he could see, but there was something like remnants of what might have been on his body. I found a photo of that area in our Victoria and sent it along which seemed to show a short (4 or 5 inches) section of 1 inch angle iron fastened to the rear of the body and fastened to the wood floor section with wood screws. I could find no reference to that part in the Ford Body Price List of the area. I have attached the photo I sent him. Dean Larson checked his Victoria and there was no reinforcement bracket. Dean thought that the floor was supported by the spare tire carrier lower foot. Three bolts anchor the bracket to the floor. The bracket from the rear bumper braces to the underside of the floor would also support the floor. There is also a small flange at the bottom of the body that is tacked to the underside of the floor as seen in Dean's photo. Any feedback can be sent to me at chuckret95@gmail.com.



Ads/For Sale

Still Searching:

VA member, Bill McElroy (lincolnm9@aol.com) is still seeking information and the location of a Brewster Green and Black Steelback Victoria that was restored in 1971 by a friend of his and may be in the Dayton Ohio area. The restorer's family is looking for the Victoria. See the previous issue of the Bustle for details.

Victoria Parts For Sale

Arlyn Bieber (anbieb@san.rr.com) has several sought after Victoria parts for sale

Original front seat support studs for passenger seats (late '31)	\$40 pair
Original dome light cover with glass	\$50
Original driver's seat "saw-tooth" adjuster (late '31)	\$40
Original driver's seat sliding tracks (late '31)	\$75 pair
Original pedal plates	\$20
Original seat adjuster guard	\$40 (late '31)



All prices, plus postage. Contact Arlyn Bieber, 9880 Caminito, Munoz, San Diego, CA 92131 or email to; anbieb@san.rr.com

Victoria For Sale

1931 Ford Victoria Steel back, maroon and black. Features: Restored in 2010; LeBaron Bonney interior; engine rebuilt by Schwalm's with Babbitted Bearings; 6,800 miles; cast iron brake drums; wood grained dash; side bowl carburetor; safety glass. Will deliver within Virginia. Price \$23,000.



Contact: Tom Quigley, 65 Pond Hollow Lane, Nellysford, VA 22958 or email to tjquigley6@comcast.net

Ford Barn Victoria Items for sale Occasionally items can be found that could be used for our Victoria's. If you haven't joined this community of passionate Ford hobbyists yet, look them up! See examples that follow.

When visiting the Ford Barn site, if you click on the member's name in the upper left corner you can send the member emails about the item or items being offered for sale. There are conditions for communications that require a minimum number of postings you have made to the site, to access this feature. See the web site for details.

Erin Stalnaker
Senior Member
Join Date: May 2010
Posts: 386

1930-31 Victoria rear panel
City: Leonard
State: MI
Price: 450.00

1930-31 **Victoria** rear panel. Nice original, paint still on panel.

Shipping no problem will carefully box for shipping. Buyer will pay shipping cost.

Attached Thumbnails

Seven thumbnail images showing different views of a 1930-31 Victoria rear panel. The images are arranged in a grid: three in the top row, three in the middle row, and one in the bottom row. The panels are dark, possibly black or dark brown, and show some wear and tear, including scratches and rust.

01-02-2024, 11:22 PM

#1

Erin Stalnaker

Senior Member

Join Date: May 2010

Posts: 386

1930-31 Victoria front seat bracket


City: Leonard

State: MI

Price: 225.00

1930-31 **Victoria** front seats bracket. Bottom of the front bucket seats foot pad adjuster touches down on this bracket to support the back of the seats.
Used on **Victoria**'s, A400, models.
Buyer will pay for shipping cost.

Attached Thumbnails



Last edited by Erin Stalnaker; Yesterday at 12:15 AM.

Victoria Association Services

The Association has a Technical Director, Chuck Christenson, who is willing to answer your questions on the Model A and the Victoria. You will find his email address on the front cover of the Bustle.

We also have paper and digital window patterns for the Victoria. Please let Chuck know if you would like to use them.

Bob Bidonde is now using the registry of Victorias to assign Body numbers to members' Victorias that do not have one. If you need a body number for your Victoria, please contact Bob at modela1931@aol.com.

8



International Model A Ford
Victoria Association

Dean Larson – Editor
21 Simmons Road
Hanover, MA 02339

First Class Mail

To:

The International Model A Ford Victoria Association is a body style chapter of the Model A Ford Club of America (MAFCA) and a region of the Model A Restorers Club (MARC). The association was founded in 1986 at Frisco, Texas by Charlie Viosca. The purpose of the association is to aid the membership in the authentic restoration of the Model A Ford A-190 Victoria body style. To achieve the purpose this quarterly newsletter is published for the association membership. The intent is to furnish accurate and complete information concerning the Model A Ford Victoria body style. Permission to reprint from this publication is expressly given provided acknowledgement and credit is given to the author and to the publication and no changes are made to the original article.